

Organisation \_\_\_\_\_  
 Contact name \_\_\_\_\_  
 Street \_\_\_\_\_  
 City \_\_\_\_\_  
 State \_\_\_\_\_






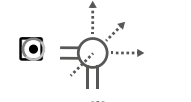


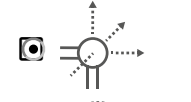




Client's name \_\_\_\_\_  
 Diagnosis \_\_\_\_\_  
 Clinical Features \_\_\_\_\_

The client weighs over 25 kg (55 lbs)

### Wheelchair

General information	Primary	Secondary (opt.)
manufacturer / model		
has a laptray	<input type="checkbox"/>	<input type="checkbox"/>
has tilting / reclining function	<input type="checkbox"/>	<input type="checkbox"/>
has adjustable height/drives up	<input type="checkbox"/>	<input type="checkbox"/>
with standing function	<input type="checkbox"/>	<input type="checkbox"/>
has adjustable armrests	<input type="checkbox"/>	<input type="checkbox"/>
is foldable for transport	<input type="checkbox"/>	<input type="checkbox"/>
other function		

### Mount options

mounting side		<input type="checkbox"/>  Left <input type="checkbox"/>  Right	<input type="checkbox"/>  Left <input type="checkbox"/>  Right
add decoupling feature at the wheelchair base (base coupler)		<input type="checkbox"/> 	<input type="checkbox"/> 
 joint type	adjustable 3D joint (standard)	<input type="checkbox"/> 	<input type="checkbox"/> 
	fold down joint	<input type="checkbox"/> 	<input type="checkbox"/> 
	swing away joint	<input type="checkbox"/> 	<input type="checkbox"/> 

### AAC Device

#### Manufacturer / model

Adapter plate needed	<input type="checkbox"/>
----------------------	--------------------------

#### Access methods used


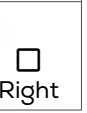
<input type="checkbox"/> Touch	<input type="checkbox"/> Eye tracking
<input type="checkbox"/> Mouse	<input type="checkbox"/> Switch

#### Options



add phone holder	<input type="checkbox"/>
add switch mount	<input type="checkbox"/>
other	

### Switch / Joystick


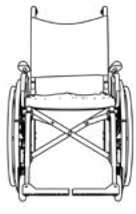



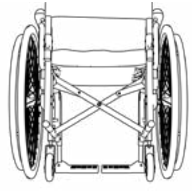

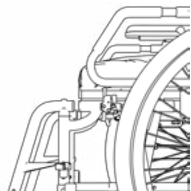


#### Manufacturer/Model

mounting side	<input type="checkbox"/>  Left <input type="checkbox"/>  Right
---------------	---

#### Options

flex back tubes	<input type="checkbox"/> 
add decoupling feature at the wheelchair base	<input type="checkbox"/> 

### Pictures

whole angular (incl. device position) 	whole front 	label 	elevated 	tilted 
seat underneath 	whole side (incl. device position) 	side details 	armrest 	armrest folded 

## General note

We try to keep the process short and simple, but our solution is based on the information you provide us with. This is why we kindly ask you to be **accurate** and **thorough**. Otherwise, our output might not match your needs.

## Taking photos



Please take **clear photos** from different perspectives for a full overview (examples on first page). Include pictures of the **different positions** used by the user (e.g. standing, tilting, armrest folded). Avoid generic pictures or pictures from the wheelchair manufacturer's website. Keep a **yardstick** or another dimensional **reference** in each picture. Hold your device or a dummy like a sheet of paper at the desired position. Orientate all photos correctly and send them as **individual JPEG files** or in a single ZIP file together with the filled out form.



## Joint types

For the upper joint there are three options to choose from:



**3D joints** are the most versatile joints and provide full 360° adjustment in all dimensions. Comes with a swivel unit.



**Folding joints** move a device up and then to the side for a quick exit option without detaching the mount. Comes with a swivel unit.

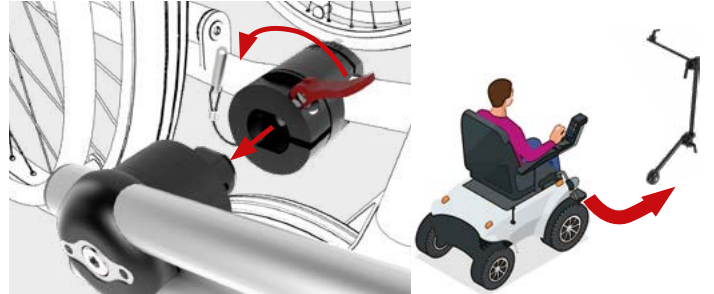


**Swing away joints** swing the horizontal tube and the device away with the push of a button.



## Decoupling feature

The **M3D Base Coupler** lets you remove the entire mount directly at the wheelchair frame with a quick release mechanism.



A precise alignment is achieved through a racetrack-shaped connection. An eccentric lever and a locking pin ensure maximum safety. Important: adds a 38mm of set (1.5").



## Additional mounts

Do you think your client could profit more from their devices with additional mounting solutions like a **floorstand** in their living room or a **table stand** at school? Learn more about a holistic view on your client's needs and full mounting assessments! Ensuring independent communication for **each stage of the day** is our mission. More at [rehadapt.com/360-degrees-of-mounting](http://rehadapt.com/360-degrees-of-mounting)



Desk or table



Sofa or recliner



Beds



Table mounts



Floorstands

Your comments: