

# Steps to Successful AAC



Assess



Compare



Trial



Fund/Order



Implement






# Implement





# Accessible

- Available across environments
- Accessible to user
- Mount & position
- Accessories (carry straps, bags etc)
- Enabling communication partners





# Personalise

- Customise settings for efficient access
- Add personal vocabulary
- Add user accounts eg back up, email, phone etc
- Provide device instructions on individual set up and use





# Train

- Device set up
- Everyday support
- Programming
- Teaching strategies
- What to do when things don't work
- Being a great communication partner



# Model Model Model

- You use it too!
- Real Situations
- Real Reasons



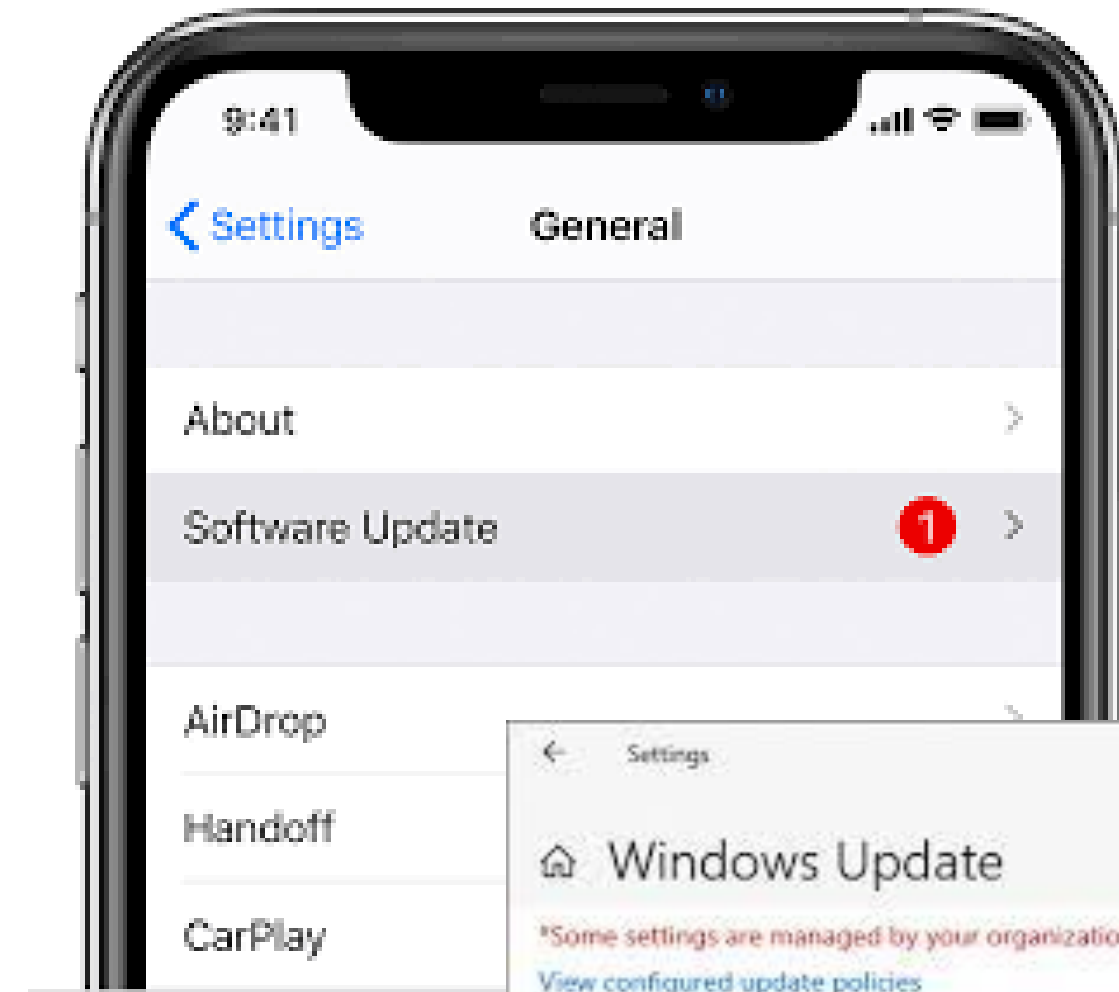
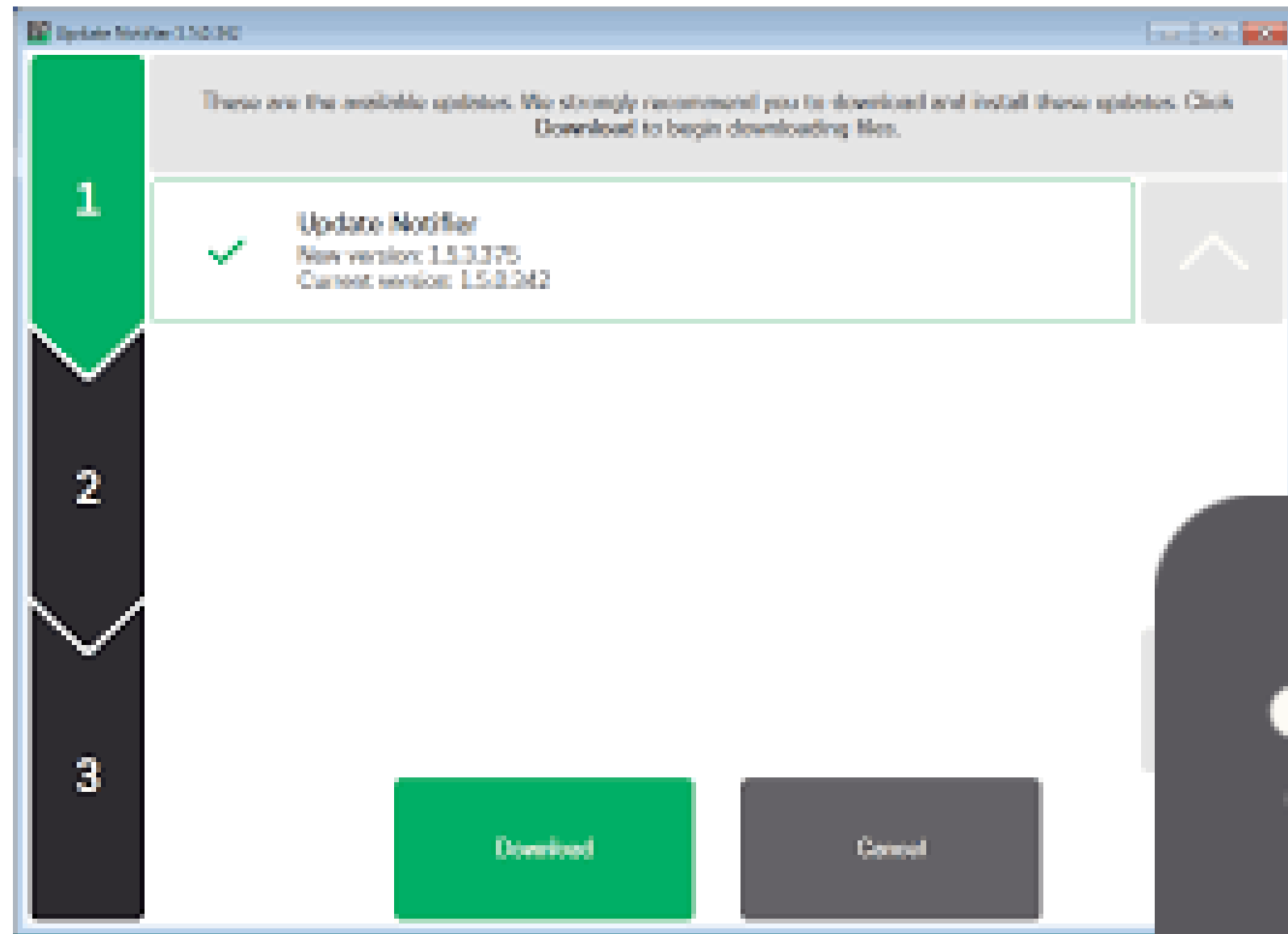


# Practice

- Operational skills (eg access method, navigation)
- Linguistic skills (eg vocabulary, sentences)
- Social skills (eg gaining attention, holding a turn, pragmatics)
- Strategic skills (eg using multimodal communication strategies)



# Perform Updates





# Troubleshoot

## REPAIR REQUEST



Need a repair?

In the event something happens to your device, send it to us for repairs.

[Request a Repair](#)

## SUPPORT REQUEST



Need support?

Book a remote session with a member of our tech team.

[Support Request](#)

# Review

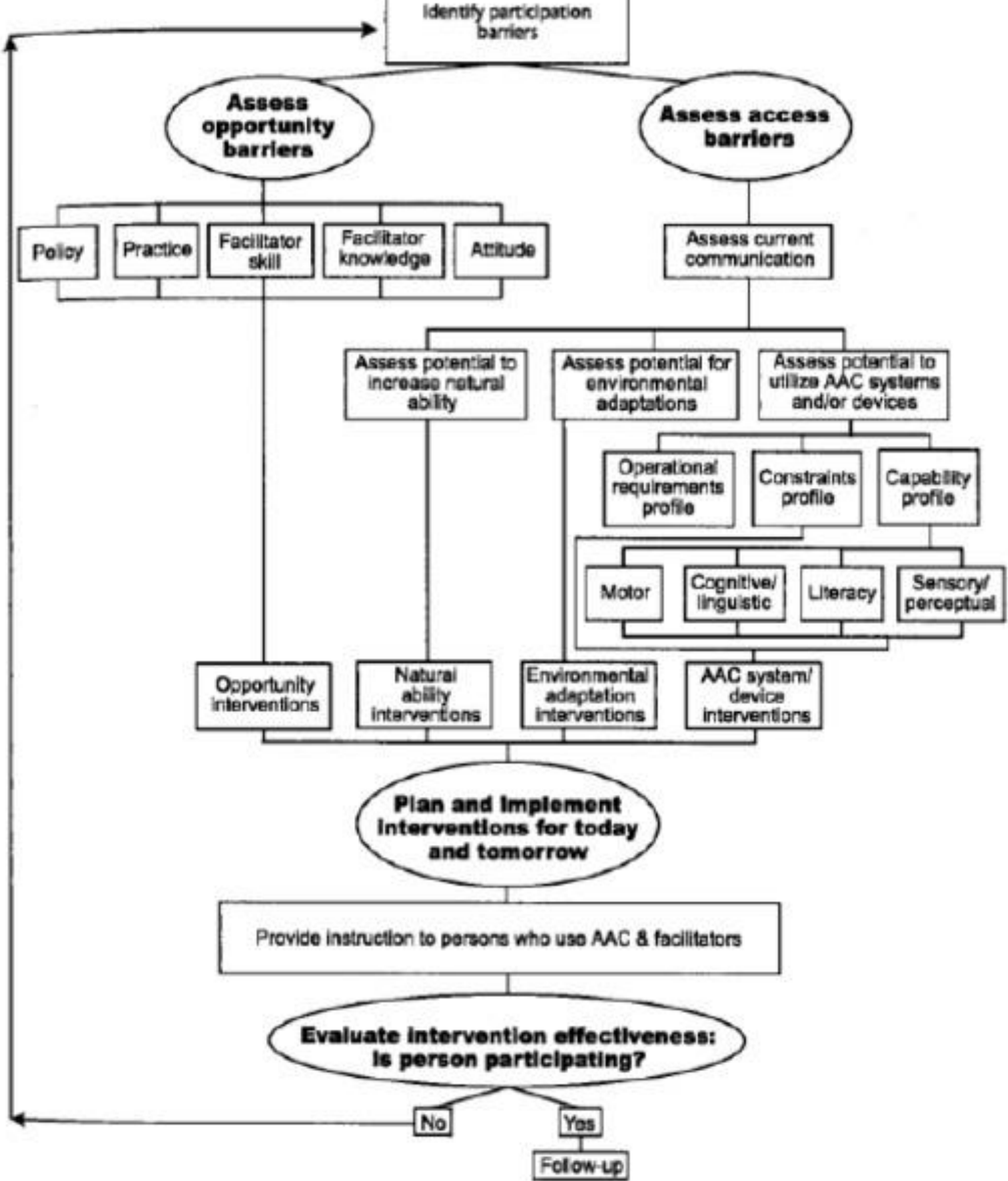


Figure 5.1. The Participation Model for augmentative and alternative communication (AAC).

Source: Beukelman, D. R., & Mirenda, P. (2013). *Augmentative and alternative communication: Supporting children and adults with complex communication needs*. Baltimore, MD: Brookes. Reprinted with permission.



ited by Clarke and Schneider, 2009. Informed by the

inal Users may copy and use the materials for  
nent, or other service directly from the Professional  
red for sale and are not intended for revenue

ne:

ID#

Ability Level			
Emergent Transitional	Context Dependent	Transitional Independent	Independent
%	%	%	%
%	%	%	%
%	%	%	%
%	%	%	%

tobiidynavox



# Further Learning & Resources

## Tobii Dynavox Learning Hub



tobii dynavox | Learning Hub


MoreAmy Litton | LearnerMessages18Search

Home / Course catalog

Search courses

Name

CATEGORIES reset




AAC in Action

4 AAC in Action (CEUs)

**Creating a Supportive Communication Environment** (4A001)

Are you supporting someone who is learning to communicate using AAC? Creating a supportive communication environment is an important starting point! In this course you'll learn specific and simple implementation tips to create a successful...

Get this course




AAC in Action

4 AAC in Action (CEUs)

**Model Like You Mean It** (4A002)

We know language development does not happen overnight. This is the same for people who use AAC, they do not develop communication competency immediately. To develop language skills, all learners must be exposed repeatedly to modeling within a...

Get this course



AAC in Action

4 AAC in Action (CEUs)

**Picture Communication Symbols: A Foundation Across Lite and High-Tech AAC** (4A003)

Tobii Dynavox Picture Communication Symbols® (PCS) are a collection of symbol-based

☐ 1 AAC Foundations (24)

☐ a. AAC General (5)

☐ b. Foundations fo... (10)

☐ c. Foundations fo... (9)

☐ 2 Assess and Fund AAC (10)

☐ 3 Access and Mounts (11)

☒ 4 AAC in Action (CEU... (30)

☐ 5 Devices (10)

☐ 6 Software & Apps (120)

☐ 7 Light-Tech/Printabl... (9)

☐ Help - Learning Hub (1)

Quick Tip: After you log in, click Course Catalog to search for new content! If you have questions or need help email [learning@tobiidynavox.com](mailto:learning@tobiidynavox.com)

# Tobii Dynavox Learning Hub



Boost your knowledge and skills with self-guided resources created by Tobii Dynavox professionals including videos, recorded webinars, quick guides and online courses, many of which provide ASHA continuing education units (CEUs).

**Learn How to Use the Learning Hub - Watch the Video Below**







Assess

Compare

Trial

Fund/Order

Implement

Book a Call with the Clinical Team

